

Introduction of Mandate Cancellation Feature

Dear Member,

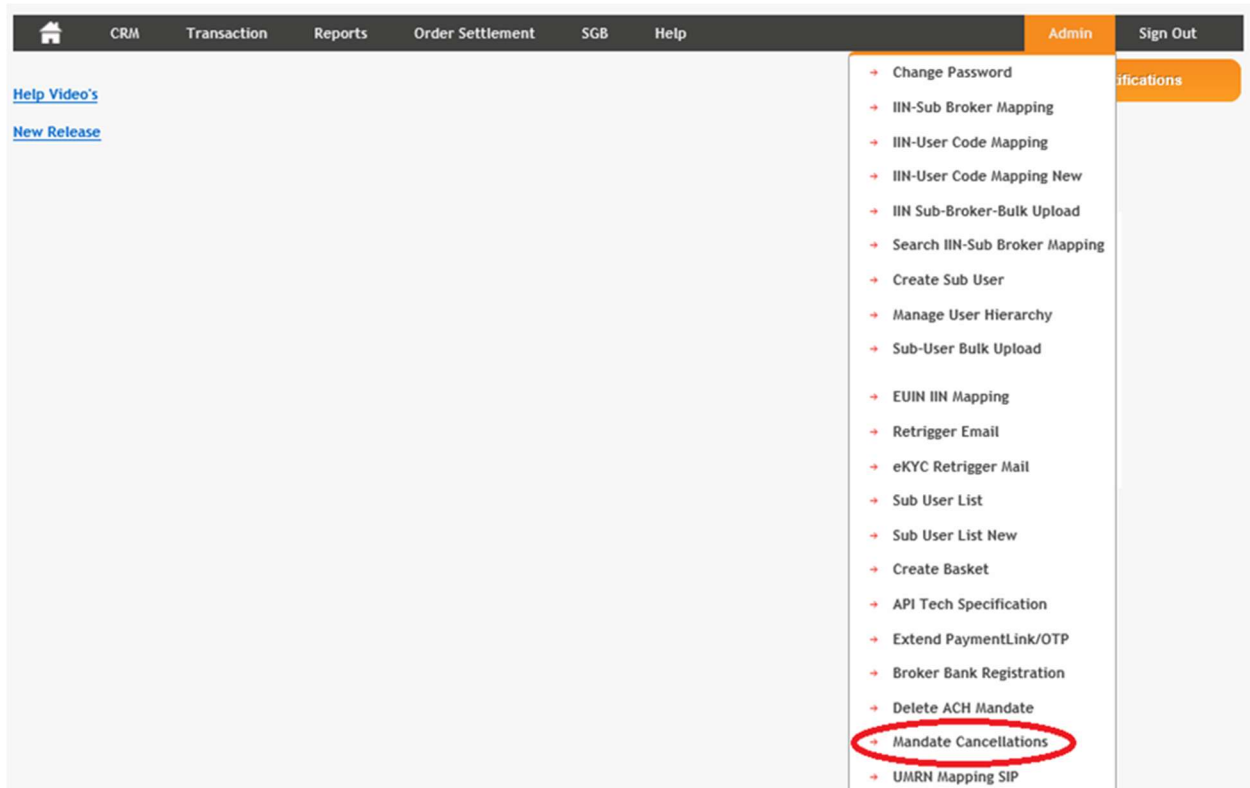
We are pleased to announce introduction of Mandate cancellation feature on NMF platform. The detailed process note with regards to same is given below:

Important Points

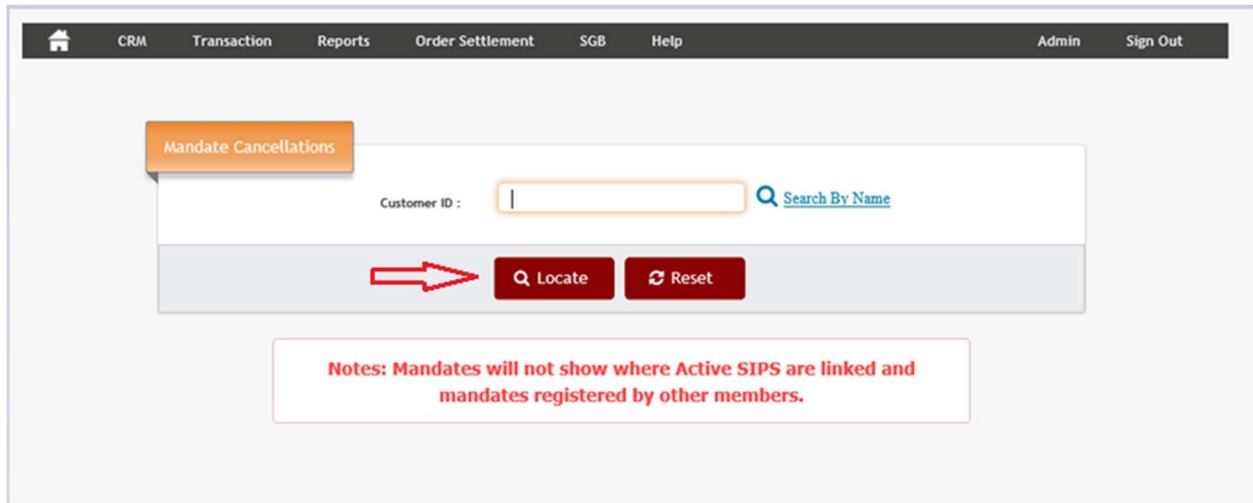
- Only Mandates for which no live SIP is attached will be allowed for cancellation
- Expired or rejected mandates will not appear in cancellation list

Process for Mandate cancellation:

- Mandate Cancellation option is made available in Admin Menu




- On clicking the option, below screen will open



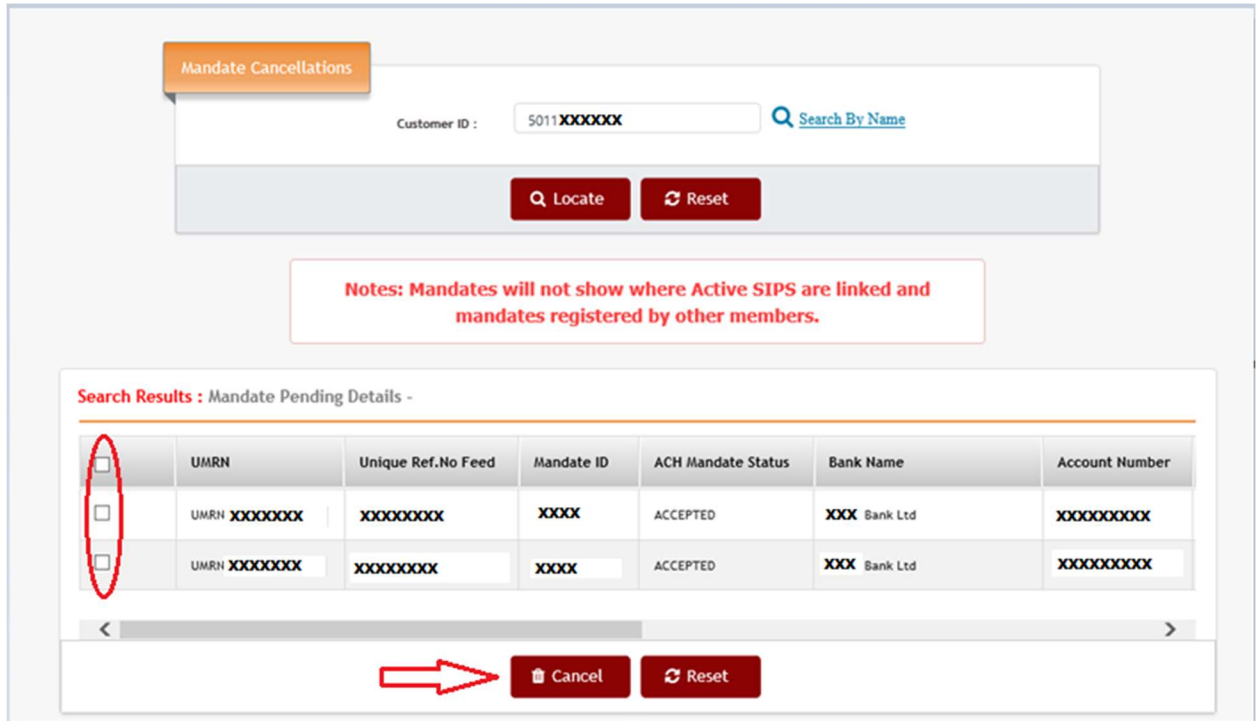
Mandate Cancellations

Customer ID : [Search By Name](#)

 **Locate** **Reset**

Notes: Mandates will not show where Active SIPS are linked and mandates registered by other members.

- The member will enter IIN of Investor and click on Locate, post which below screen will open
- Member can select the Mandates to be cancelled and opt for Cancel option



Mandate Cancellations


Customer ID : [Search By Name](#)

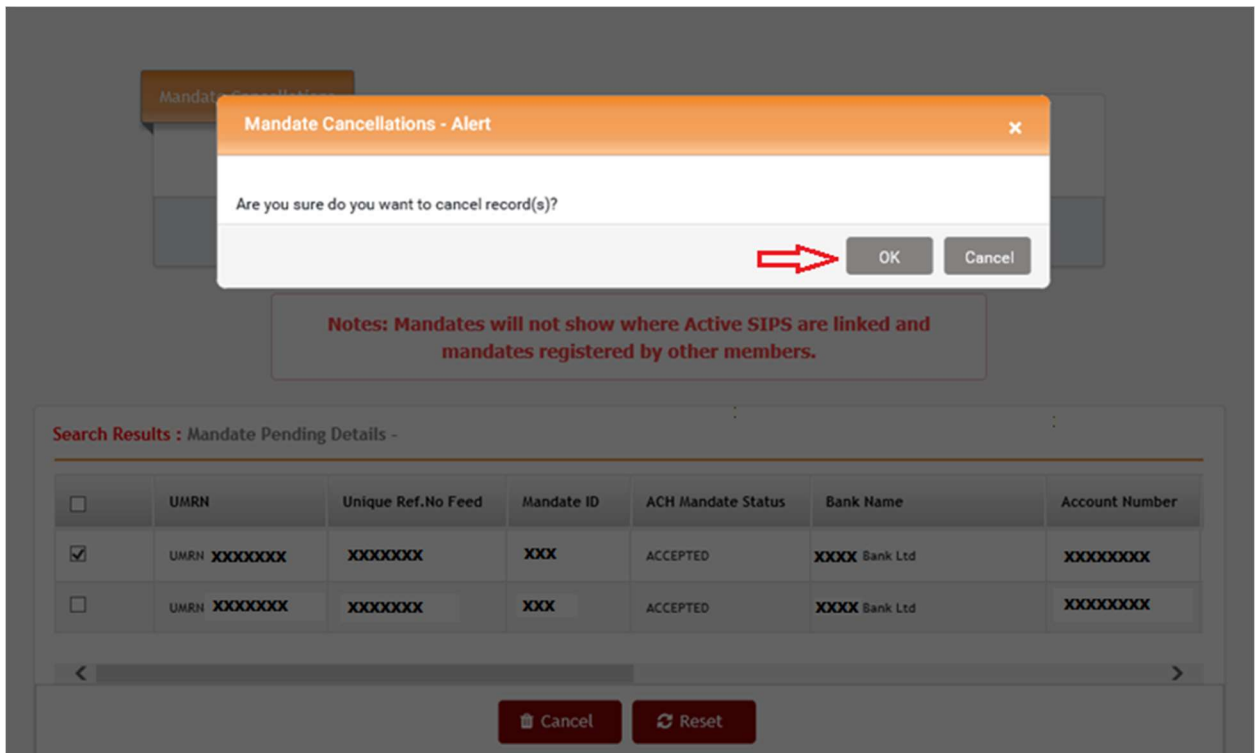
Locate **Reset**

Notes: Mandates will not show where Active SIPS are linked and mandates registered by other members.

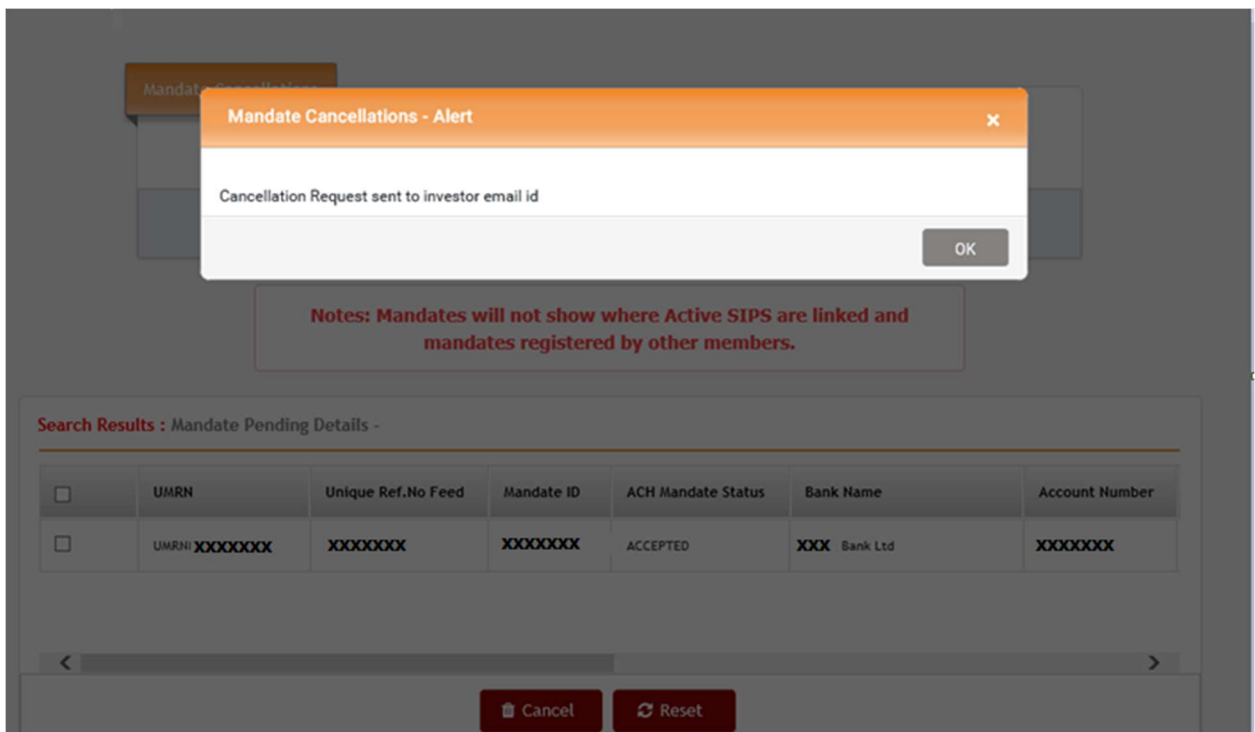
Search Results : Mandate Pending Details -

<input type="checkbox"/>	UMRN	Unique Ref.No Feed	Mandate ID	ACH Mandate Status	Bank Name	Account Number
<input type="checkbox"/>	UMRN XXXXXXXX	XXXXXXXXXX	XXXX	ACCEPTED	XXX Bank Ltd	XXXXXXXXXX
<input type="checkbox"/>	UMRN XXXXXXXX	XXXXXXXXXX	XXXX	ACCEPTED	XXX Bank Ltd	XXXXXXXXXX

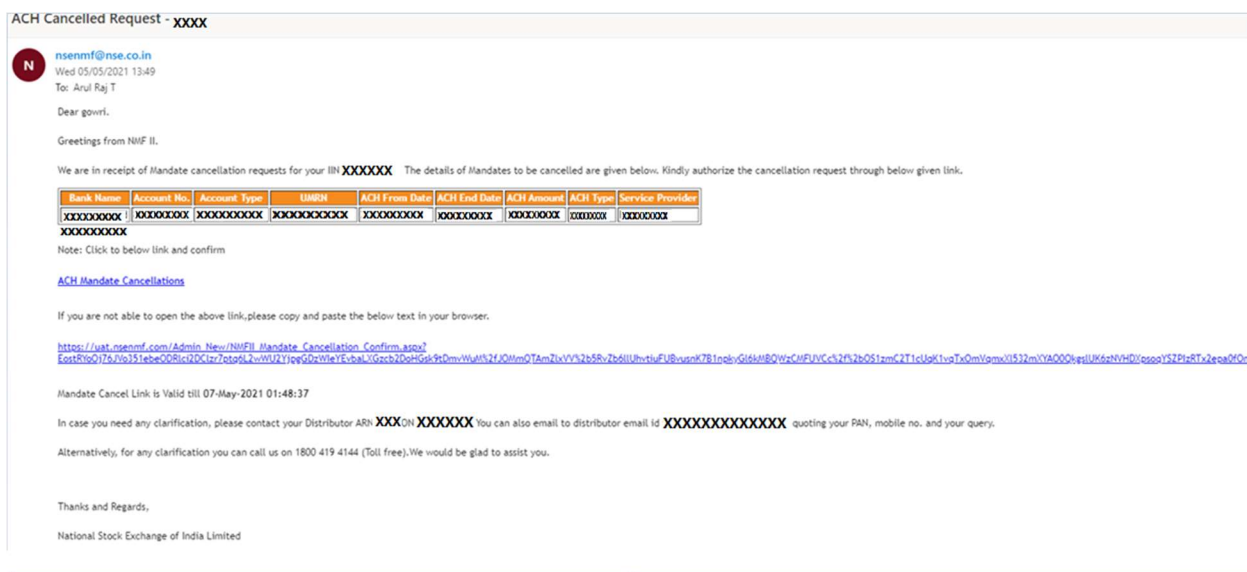
 **Cancel** **Reset**



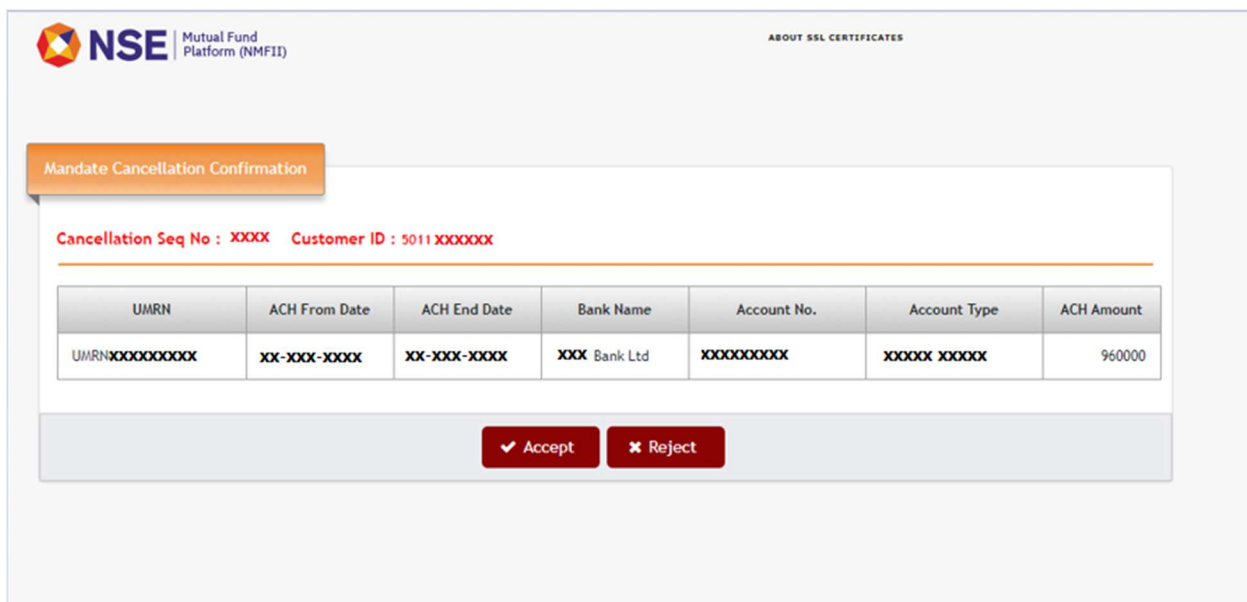
- The cancellation request is sent to Investor for authorization




- Investor will receive the link for authorization of Mandate Cancellation as shown in below picture, the investor must authorize the cancellation request by clicking on the link



- Investor can accept or reject the request



- Based on Investors acceptance or rejection, Investor will receive an appropriate message

 **NSE** | Mutual Fund Platform (NMFII)

ABOUT SSL CERTIFICATES


Mandate Cancellation Confirmation

Cancellation Seq No : XXXX Customer ID : 5011 XXXXXX

UMRN	ACH From Date	ACH End Date	Bank Name	Account No.	Account Type	ACH Amount
UMRNXXXXXXXX	XX-XX-XXXX	XX-XX-XXXX	XXX Bank Ltd	XXXXXXXXXX	XXXXX XXXXX	960000

Cancellation of UMRN is Successfully Accepted.

- Members can view the status of Mandate Cancellation in ACH registration report

 CRM Transaction Reports Order Settlement SGB Help Admin Sign Out

ACH Mandate Registration Report


From Date :

To Date :

Customer ID : [Search By Name](#)

Status :

Choose Filter



🔍 Locate

🔄 Reset

📄 Download

ACH Mandate Registration Report

From Date :

To Date :

Customer ID : [Search By Name](#)

Status :
 Choose Filter
 Accepted
 Rejected
 Form Not Recived
 Bank Confirmation Pending
 Cancelled

- Member can give a date range and inquire for any Particular IIN

ACH Mandate Registration Report

From Date : XX-XXX-XXXX

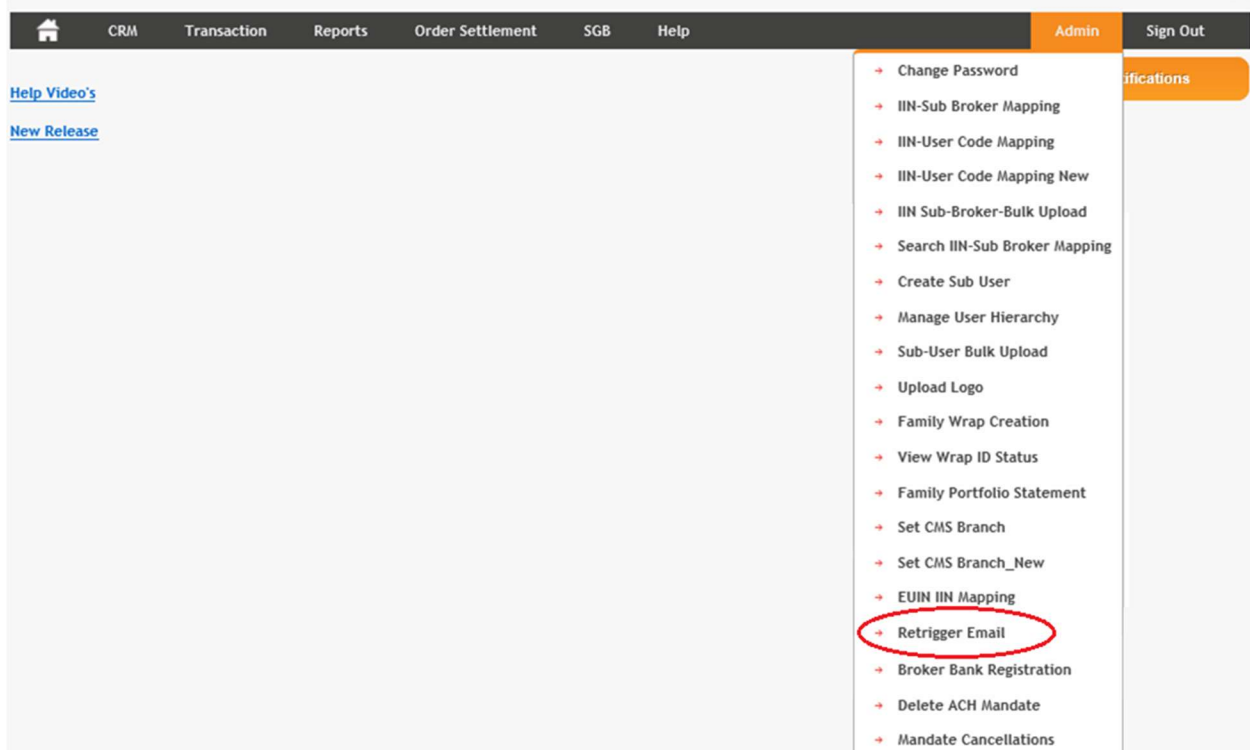
To Date : XX-XXX-XXXX

Customer ID : XXXXXXXXX [Search By Name](#)

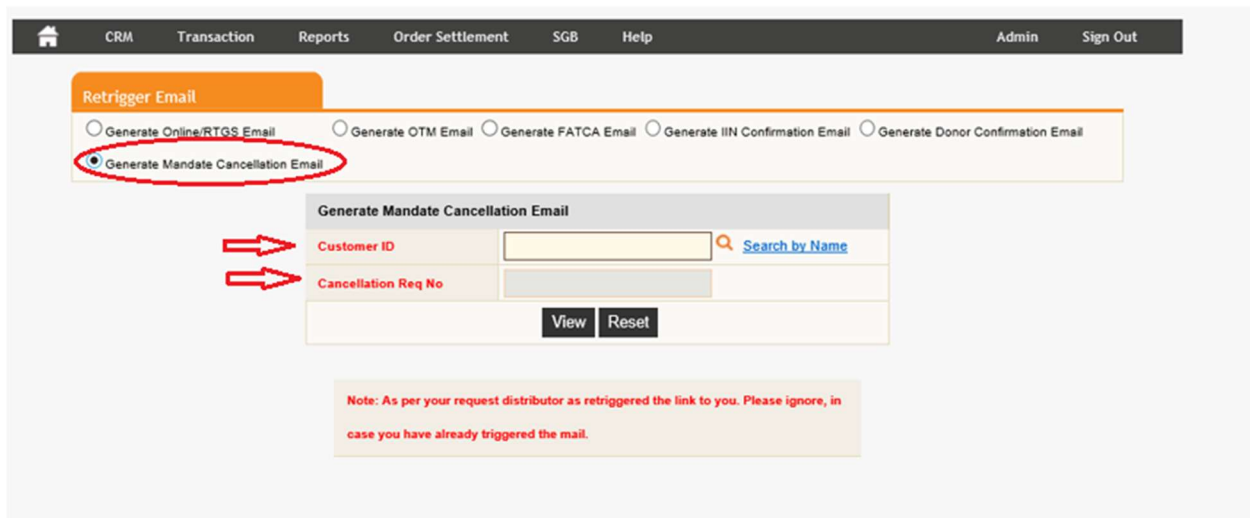
Status : Cancelled

Retrigger-email for Mandate cancellation:

- Member can retrigger the cancellation authorization email through - Admin->Retrigger Email



- Click on highlighted option



CRM

Transaction

Reports

Order Settlement

SGB

Help

Admin

Sign Out

Retrigger Email

☐ Generate Online/RTGS Email
 ☐ Generate OTM Email
 ☐ Generate FATCA Email
 ☐ Generate IIN Confirmation Email
 ☐ Generate Donor Confirmation Email

☒ Generate Mandate Cancellation Email

Generate Mandate Cancellation Email

Customer ID

XXXXXX

Search by Name

Cancellation Req No

XXXXXX

View

Reset

Note: As per your request distributor as retrIGGERED the link to you. Please ignore, in case you have already triggered the mail.

Customer ID	UMRN	ACH From date	ACH End date	Bank Name	Account No	Donor Mobile	Unique Ref No.
XXXXXX	XXXXXXXXXX	XX-XXX-XXXX	XX-XXX-XXXX	XXXXXXXX	XXXXXX	XXXXXX	XXXXXX

➡

Generate Mail

CRM

Transaction

Reports

Order Settlement

SGB

Help

Admin

Sign Out

Retrigger Email

☐ Generate Online/RTGS Email
 ☐ Generate OTM Email
 ☐ Generate FATCA Email
 ☐ Generate IIN Confirmation Email
 ☐ Generate Donor Confirmation Email

☒ Generate Mandate Cancellation Email

Generate Mandate Cancellation Email

Customer ID

XXXXXX

Search by Name

Cancellation Req No

XXXXXX

View

Reset

Note: As per your request distributor as retrIGGERED the link to you. Please ignore, in case you have already triggered the mail.

⚠ Mandate Cancellation Link Successfully Sent.

Generate Mail

Thank You